



Yardage Book

Since 1958 the Woodloch Family has been catering to guests' needs and desires at Woodloch Pines Resort. In 1988, an ambitious project was unveiled to add an exclusive golf community as the perfect compliment to the resort. 4 years in planning and 438 acres later, Woodloch Springs was born into a natural extension of Woodloch's tradition of warm hospitality & excellence. Our carefully selected team of professionals working in synergy created a tasteful blending of our homes, amenities and natural resources.



On the doorstep of virtually all of Woodloch Springs' 400 exquisitely detailed houses lies the centerpiece of the community....a spectacular 18-hole, par 72 championship golf course that winds its way over 6,579 yards of fern-carpeted forests, lush wetlands and broad upland meadows. The County Club at Woodloch is a semi-private course for members, guests of Woodloch and offers limited outside tee-times based on availability. The course also offers a driving range and 16-acre teaching and practice facility. This breathtaking course has been nationally recognized annually with 4 ½ stars by Golf Digests "Best Places to Play."

The Clubhouse offers many dining options, a well-stocked pro shop, locker facilities, special meeting room facilities, and beautiful decks and patios. The Sports Complex is an extraordinary addition to the Springs Community, complete with heated indoor and outdoor swimming pools, a Jacuzzi, sauna, two steam rooms, an indoor and outdoor kiddie pool, state-of-the-art Fitness Center, and game room. Other amenities include 4 tennis courts, volleyball court, children's playground, and hiking trails.

Woodloch Resort & Meeting Facility

Are you looking for a unique meeting experience that will excite your most valuable asset – your people? Then, a Woodloch experience is for you.

Nestled in the northeast Pocono Mountains lake region, Woodloch is secluded yet easily accessible. Our meeting facility with renowned hospitality, attention to detail and immaculate accommodations offers fifteen meeting rooms and over 20,000 square feet of meeting space. We also provide an on-site coordinator with complimentary meeting rooms and meeting breaks.

Our pristine natural setting provides over 2,000 acres of scenic beauty. Within minutes of Woodloch you'll find over 6,000 acres of State Game lands offering excellent hiking, mountain biking, rafting, world-class fishing, skiing and snowshoeing.

Our fully-furnished Guest Homes at The Country Club at Woodloch Springs feature 2-5 bedrooms with an unparalleled view of the scenic countryside and our championship golf course.

In addition to the stunning scenery, what makes Woodloch an ideal retreat location is our **TEAMBUILDING PROGRAM**. We offer four seasons of activities that will excite, stimulate and motivate your employees. From boat and bridge building to drum circles, Olympics and improvisational comedy – it's our enthusiastic staff that makes the difference.

Contact us at
800.453.8263
and let us customize the
perfect package for your
next meeting.



1 WOODLOCH SPRINGS



PAR 4 400 384/358 350/320 279

Green depth distances are measured from the front of the green to specific points.

Sprinkler head and bunker yardages are measured to the center of the green.



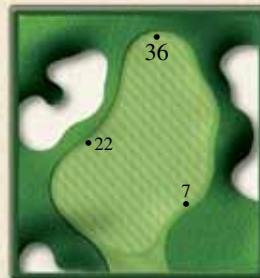
1-273
2-236
3-202
4-157

1-248
2-212
3-178
4-133

This tough starting hole requires a tee shot favoring the left side of the fairway. Fairway slopes left to right. Add one club for your uphill second shot to a long green. Staying below the hole will become a familiar term during your round.

Tee yardages are measured from the back of the tee boxes as indicated by the numbers.

WOODLOCH SPRINGS 2



PAR 4 380 346 336 298



1-270
2-248
3-196

Straight away Par 4. Fairway bunker on left comes into play with out of bounds across the road on left. Second green is one of the flattest on the course.

558 514 502 479 PAR 5



1-268
2-239
3-202

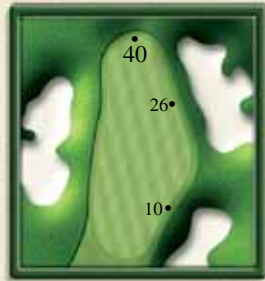
Welcome to one of the hardest holes on the golf course. This demanding Par 5 requires a lay up off the tee of approximately 190 yards from the black tees to the middle of the upper landing area. A well played second shot of 185 yards left of the wetlands and right of the cart path will set you up for your 3rd shot to a 2-tiered green that slopes from left to right (Par is a great score). This hole is CART PATHS ONLY at all times!

1-229
2-200
3-165

Lay Up Yardage		
From	To A	To B
305	177	260
282L	154	237
282R	161	239
259	136	216
Back of Trap	185	270

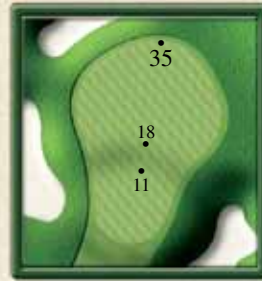


4 WOODLOCH SPRINGS




PAR 3 167 149 131 125

WOODLOCH SPRINGS 5



316 311 287 277 PAR 4



A welcome relief, this short Par 3 has a deep, raised green that makes holding it difficult. Check pin position, club selection may change as many as 3 clubs.




1-239
2-219
3-186

1-214
2-195
3-164

This slight uphill dogleg right Par 4 has out of bounds left of the cart path. Fairway slopes right to left. Fairway bunker on left may come into play. Check pin position, two tiered green requires leaving a 2nd shot below the hole. (Many players have putt off this green from above the pin).

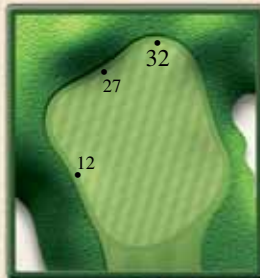
“ONE OF THE WORLD’S BEST
ALL-INCLUSIVE RESORTS.”

Family Circle Magazine



800.WOODLOCH (966.3562)

www.WOODLOCH.com



WOODLOCH SPRINGS  6

PAR 4 408 386 374 332



1-230
2-182
3-156

1-263
2-213
3-186

Par 4 dogleg left demands tee shot left of fairway bunker. Small pond short left of the green may come into play for the long hitters. Take one less club for downhill second shot to one of the firmest greens on the course.

499 492/452 439 359 PAR 5

This downhill Par 5 requires a tee shot right of the fairway bunker. Wetlands located 280 yards from the tee require a lay up for the long hitters. Second shot should be played to landing area to set up short third shot to the angled green that slopes left to right. Try and avoid the left greenside bunker. Big hitters may reach this green in two but must carry the ball over wetland short of green.

1-236
2-191
3-103

1-260
2-216
3-121

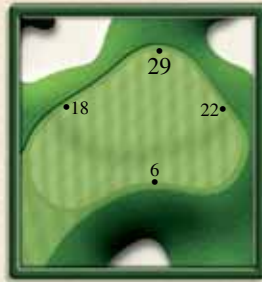
Lay up Yardage

From Back to Trap	to A	to B
278	148	224
261	133	208
250	121	196
232	100	179
223	95	170
206	74	153



8 WOODLOCH SPRINGS

PAR 3 162 150 141/126 116



Another short Par 3. Stay away from the deep greenside bunker short right. Generally plays 1/2 club longer depending on the wind direction.



WOODLOCH SPRINGS 9

396 380/358 328/308 210 PAR 4



- 1-267
- 2-255
- 3-231
- 4-197
- 5-179

- 1-211
- 2-199
- 3-177
- 4-142
- 5-124

A long tee shot left of the fairway bunker to a generous fairway is a great start to this uphill Par 4. Extremely deep green will make club selection difficult for your second shot. Once again, stay below the hole if possible.



*10 Most Luxurious Spas
in the US - Forbes.com*

Get back to nurture.


And discover a calmer, more balanced you at The Lodge at Woodloch. With 40,000 square feet of spa possibilities including rich choices in relaxation and mind-body programming, The Lodge offers you a spirit of wisdom without deprivation. Enjoy the intimacy of only 58 luxurious guest rooms and suites wrapped in 75 acres of private Pennsylvania woodlands – all just across from the Woodloch Springs Country Club.

For reservations call 570.685.8553 or
visit www.thelodgeatwoodloch.com



**THE LODGE
AT WOODLOCH**
A Destination Spa

524 483 439 414 PAR 5



- 1-259
- 2-225
- 3-182
- 4-154

B

A

Lay Up Yardage		
From	To A	To B
287	132	217
273	119	203
259	104	190
Back of Trap	135	218

- 1-268
- 2-239
- 3-202

As with the Par 5's previously a tee shot of approximately 200 yards right of the fairway will leave you in perfect shape for your second shot. Fairway slopes right to left for your second shot, fairway bunker on your left will come into play. Uphill 3rd shot may require one more club.






Togethering

Woodloch
is the ideal
destination for your
special gathering.
Four seasons of fun
and adventure
for all ages.



800.WOODLOCH
(966.3562)



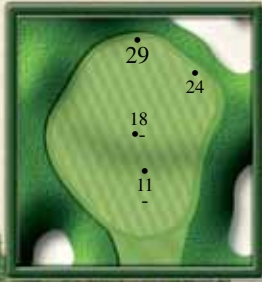
WOODLOCH SPRINGS  **11**

354 329 322 269 PAR 4



This dogleg left Par 4 demands a tee shot left of the fairway bunker on right side. Small pond located short left of green will come into play. Similar to #6, very firm green.

12 WOODLOCH SPRINGS



PAR 4 346 322 314 239




1-291
2-273
3-188

1-260
2-241
3-154

1-242
2-224
3-143

Straight away Par 4. Place tee shot left of fairway bunker. Uphill second shot to a severely sloped two tiered green will put a premium on club selection. Once again stay below the hole if possible.

WOODLOCH SPRINGS 13



357 331 326 285 PAR 4



1-264
2-240
3-190

Straight down hill Par 4 with woods on both sides requires accurate tee shot. Drop one club for downhill second shot to a relatively flat green.

Welcome to Woodloch's Signature Hole. This difficult Par 5 will test your every skill. From the gold tees a 220 yard carry over Hells Gates Gorge will leave you a long second shot (stay right). If you've managed to hit it far enough, a clear 3rd shot to a flat green awaits. If not a lay up 3rd is the smart play.

WOODLOCH SPRINGS  14

577 507 431 424 PAR 5



1-214
2-204

1-272
2-262

1-241
2-231

C

B

A

97

117

125

140

159

182

207

247

152A

193B

221C

235

191A

231B

259C

2

1

2

1

15 WOODLOCH SPRINGS


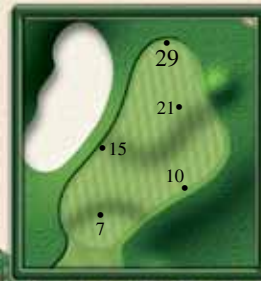
160 145 134/86 84 PAR 3



Another Par 3 of medium length requires all carry to avoid wetlands that surround this green. Green slopes from back to front. Take enough club to carry the hazard.

WOODLOCH SPRINGS 16

PAR 4 386 348 310 245



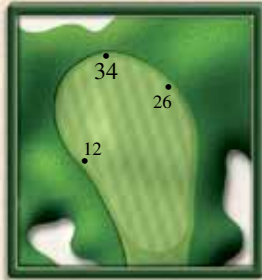
1-289
2-258
3-211
4-157

Toughest Par 4 on the golf course. A long tee shot to a small fairway is required. Ideal position is left of cart path. Second shot to an elevated 4 tiered green puts a premium on club selection. Add one club for second shot. Two putts are no guarantee on this slick multi-level green. (Par is like a birdie!)

17 WOODLOCH SPRINGS





154 137 126/107 92 PAR 3



WOODLOCH SPRINGS 18



PAR 4 435/415 359/340 320/300 215



A welcome relief after the 16th. This short Par 3 is best played toward the opening in the front right of the green. One of the fastest greens if you are left and above the hole.



One more long tee shot is required to reach the fairway 220 yards over the ravine from the gold tees. Trees on left are lateral water hazard. Drop area located at the beginning of fairway. Uphill second shot to another two tiered green requires at least one more club. As always, stay below the hole if possible.

- 1-295
- 2-275
- 3-229
- 4-220
- 5-172
- 6-156

- 1-244
- 2-224
- 3-176
- 4-167
- 5-119
- 6-103



Practice Range
Clubhouse

Yardage Book Produced By:
Tour Golf, Inc.
1-770-345-4199
© April 2007
www.tourgolfinc.com

Tees	Rating	Slope
Championship	72.3	143
Back	70.4	133
Middle	68.7	129
Forward	71.6	130



**WOODLOCH
SPRINGS**



- ⚓ Open Daily for Lunch & Dinner
- ⚓ Friday Night Live Entertainment
- ⚓ Specializing in Fresh Seafood & Delicious American Fare
- ⚓ Late Night & Take Out Menu

DOCK & DINE



570.226.5027

ROUTE 507 1/2 MILE SOUTH OFF RT 6
CONVENIENTLY LOCATED 10 MINUTES AWAY
ON LAKE WALLENPAUPACK

Woodloch owned & operated.



RR 1, Box 280
Hawley, Pennsylvania 18428
ph:(570)685-8102 fax:(570)685-2851
www.woodloch.com